



Course: 70070.1253: MAT.296.M801.SUMMER25.Calculus II
Instructor: Bhargavi Parthasarathy *
Response Rate: 7/18 (38.89 %)

1 - My key reasons for taking this course were: (Select all that apply.)

Response Option	Weight	Frequency	Percent	Percent Responses	
Interested in the subject	(1)	1	14.29%	<div></div>	
Required for major, minor, or program	(2)	7	100.00%	<div></div>	
Fulfilled Liberal Arts requirement/distribution (undergraduate only)	(3)	0	0.00%		
Reputation of instructor	(4)	0	0.00%		
Fit into my schedule	(5)	0	0.00%		
Advisor recommended course	(6)	0	0.00%		
Friend(s) recommended course	(7)	0	0.00%		
Other	(8)	0	0.00%		
Response Rate		7/18 (38.89%)			

2 - If you selected 'other' as a key reason, please comment.

Response Rate	0/18 (0%)
----------------------	-----------

3 - For this course, on average, I spent the following time, outside of synchronous or in-person class sessions, on course work:

Response Option	Weight	Frequency	Percent	Percent Responses	Means
0 hours per week	(1)	0	0.00%		
1-3 hours per week	(2)	1	14.29%	<div></div>	
4-6 hours per week	(3)	3	42.86%	<div></div>	
7-10 hours per week	(4)	2	28.57%	<div></div>	
11-15 hours per week	(5)	1	14.29%	<div></div>	
More than 15 hours per week	(6)	0	0.00%		
				0 25 50 100	Question
Response Rate				Mean	STD
7/18 (38.89%)				3.43	0.98
					Median
					3.00

4 - I feel that I performed to my potential in this course.

Response Option	Weight	Frequency	Percent	Percent Responses	Means
Strongly Disagree	(1)	0	0.00%		
Disagree	(2)	0	0.00%		
Somewhat Disagree	(3)	1	14.29%	<div></div>	
Somewhat Agree	(4)	4	57.14%	<div></div>	
Agree	(5)	1	14.29%	<div></div>	
Strongly Agree	(6)	1	14.29%	<div></div>	
				0 25 50 100	Question
Response Rate				Mean	STD
7/18 (38.89%)				4.29	0.95
					Median
					4.00

5 - The syllabus was an accurate guide to course requirements.

Response Option	Weight	Frequency	Percent	Percent Responses	Means
Strongly Disagree	(1)	0	0.00%		
Disagree	(2)	0	0.00%		
Somewhat Disagree	(3)	0	0.00%		
Somewhat Agree	(4)	1	14.29%	<div></div>	
Agree	(5)	4	57.14%	<div></div>	
Strongly Agree	(6)	2	28.57%	<div></div>	
				0 25 50 100	Question
Response Rate				Mean	STD
7/18 (38.89%)				5.14	0.69
					Median
					5.00



Course: 70070.1253: MAT.296.M801.SUMMER25.Calculus II
Instructor: Bhargavi Parthasarathy *
Response Rate: 7/18 (38.89 %)

6 - Student participation and the contribution of ideas, comments, and questions were encouraged.

Response Option	Weight	Frequency	Percent	Percent Responses	Means			
Strongly Disagree	(1)	0	0.00%					
Disagree	(2)	0	0.00%					
Somewhat Disagree	(3)	0	0.00%					
Somewhat Agree	(4)	2	28.57%					
Agree	(5)	5	71.43%					
Strongly Agree	(6)	0	0.00%					
				0 25 50 100	Question			
Response Rate				Mean		STD		Median
7/18 (38.89%)				4.71		0.49		5.00

7 - I felt a sense of belonging and community in the class.

Response Option	Weight	Frequency	Percent	Percent Responses	Means			
Strongly Disagree	(1)	0	0.00%					
Disagree	(2)	0	0.00%					
Somewhat Disagree	(3)	3	42.86%					
Somewhat Agree	(4)	2	28.57%					
Agree	(5)	1	14.29%					
Strongly Agree	(6)	1	14.29%					
				0 25 50 100	Question			
Response Rate				Mean		STD		Median
7/18 (38.89%)				4.00		1.15		4.00

8 - Course assessments (e.g., exams/quizzes, papers, presentations, projects, performances, etc.) allowed me to demonstrate what I learned.

Response Option	Weight	Frequency	Percent	Percent Responses	Means			
Strongly Disagree	(1)	0	0.00%					
Disagree	(2)	0	0.00%					
Somewhat Disagree	(3)	0	0.00%					
Somewhat Agree	(4)	3	42.86%					
Agree	(5)	3	42.86%					
Strongly Agree	(6)	1	14.29%					
				0 25 50 100	Question			
Response Rate				Mean		STD		Median
7/18 (38.89%)				4.71		0.76		5.00

9 - I received helpful feedback from the instructor to guide my progress in this course.

Bhargavi Parthasarathy

Response Option	Weight	Frequency	Percent	Percent Responses	Means			
Strongly Disagree	(1)	0	0.00%					
Disagree	(2)	0	0.00%					
Somewhat Disagree	(3)	0	0.00%					
Somewhat Agree	(4)	4	57.14%					
Agree	(5)	2	28.57%					
Strongly Agree	(6)	1	14.29%					
				0 25 50 100	Question			
Response Rate				Mean		STD		Median
7/18 (38.89%)				4.57		0.79		4.00



Course: 70070.1253: MAT.296.M801.SUMMER25.Calculus II
Instructor: Bhargavi Parthasarathy *
Response Rate: 7/18 (38.89 %)

10 - The instructor was available for support outside the course meeting time.

Bhargavi Parthasarathy

Response Option	Weight	Frequency	Percent	Percent Responses	Means			
Strongly Disagree	(1)	0	0.00%			4.71		
Disagree	(2)	0	0.00%					
Somewhat Disagree	(3)	0	0.00%					
Somewhat Agree	(4)	2	28.57%	■				
Agree	(5)	5	71.43%	■				
Strongly Agree	(6)	0	0.00%					
				0 25 50 100	Question			
Response Rate				Mean		STD		Median
7/18 (38.89%)				4.71		0.49		5.00

11 - Course content was presented clearly.

Response Option	Weight	Frequency	Percent	Percent Responses	Means			
Strongly Disagree	(1)	0	0.00%			4.86		
Disagree	(2)	0	0.00%					
Somewhat Disagree	(3)	0	0.00%					
Somewhat Agree	(4)	2	28.57%	■				
Agree	(5)	4	57.14%	■				
Strongly Agree	(6)	1	14.29%	■				
				0 25 50 100	Question			
Response Rate				Mean		STD		Median
7/18 (38.89%)				4.86		0.69		5.00

12 - Summary and emphasis of important points in class was effective.

Response Option	Weight	Frequency	Percent	Percent Responses	Means			
Strongly Disagree	(1)	0	0.00%			4.86		
Disagree	(2)	0	0.00%					
Somewhat Disagree	(3)	0	0.00%					
Somewhat Agree	(4)	2	28.57%	■				
Agree	(5)	4	57.14%	■				
Strongly Agree	(6)	1	14.29%	■				
				0 25 50 100	Question			
Response Rate				Mean		STD		Median
7/18 (38.89%)				4.86		0.69		5.00

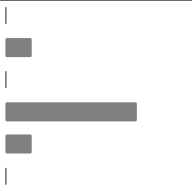

13 - Class time was effectively utilized.

Response Option	Weight	Frequency	Percent	Percent Responses	Means			
Strongly Disagree	(1)	0	0.00%			4.57		
Disagree	(2)	0	0.00%					
Somewhat Disagree	(3)	1	14.29%	■				
Somewhat Agree	(4)	1	14.29%	■				
Agree	(5)	5	71.43%	■				
Strongly Agree	(6)	0	0.00%					
				0 25 50 100	Question			
Response Rate				Mean		STD		Median
7/18 (38.89%)				4.57		0.79		5.00





Course: 70070.1253: MAT.296.M801.SUMMER25.Calculus II
Instructor: Bhargavi Parthasarathy *
Response Rate: 7/18 (38.89 %)

14 - Lectures kept me engaged in course topics.

Response Option	Weight	Frequency	Percent	Percent Responses	Means			
Strongly Disagree	(1)	0	0.00%					
Disagree	(2)	1	14.29%					
Somewhat Disagree	(3)	0	0.00%					
Somewhat Agree	(4)	5	71.43%					
Agree	(5)	1	14.29%					
Strongly Agree	(6)	0	0.00%					
				0 25 50 100	Question			
Response Rate				Mean		STD		Median
7/18 (38.89%)				3.86		0.90		4.00

15 - Overall, how would you rate the effectiveness of this instructor's teaching?

Bhargavi Parthasarathy

Response Option	Weight	Frequency	Percent	Percent Responses	Means			
Poor	(1)	0	0.00%					
Adequate	(2)	1	14.29%					
Good	(3)	4	57.14%					
Very Good	(4)	2	28.57%					
Excellent	(5)	0	0.00%					
				0 25 50 100	Question			
Response Rate				Mean		STD		Median
7/18 (38.89%)				3.14		0.69		3.00

16 - Please leave any additional comments.

Response Rate 1/18 (5.56%)

• My only issue was how long it took to get an answer if I emailed. It was almost two weeks before I heard anything back on an extension.