



Course: 11978.1241: MAT.296.M001.FALL23.Calculus II
Instructor: Bhargavi Parthasarathy *
Response Rate: 18/25 (72.00 %)

1 - My key reasons for taking this course were: (Select all that apply.)

Response Option	Weight	Frequency	Percent	Percent Responses	
Interested in the subject	(1)	4	22.22%		
Required for major, minor, or program	(2)	17	94.44%		
Fulfilled Liberal Arts requirement/distribution (undergraduate only)	(3)	1	5.56%		
Reputation of instructor	(4)	0	0.00%		
Fit into my schedule	(5)	1	5.56%		
Advisor recommended course	(6)	0	0.00%		
Friend(s) recommended course	(7)	0	0.00%		
Other	(8)	1	5.56%		
Response Rate		18/25 (72%)			

2 - If you selected 'other' as a key reason, please comment.

Response Rate	2/25 (8%)
<ul style="list-style-type: none"> n/a retaking for third time, trying to pass course 	

3 - For this course, on average, I spent the following time, outside of synchronous or in-person class sessions, on course work:

Response Option	Weight	Frequency	Percent	Percent Responses	Means
0 hours per week	(1)	0	0.00%		
1-3 hours per week	(2)	5	27.78%		
4-6 hours per week	(3)	8	44.44%		
7-10 hours per week	(4)	5	27.78%		
11-15 hours per week	(5)	0	0.00%		
More than 15 hours per week	(6)	0	0.00%		
				0 25 50 100	<div> <div></div> <div>3.00</div> </div>
Response Rate				Mean	STD
18/25 (72.00%)				3.00	0.77
					Median
					3.00

4 - I feel that I performed to my potential in this course.

Response Option	Weight	Frequency	Percent	Percent Responses	Means
Strongly Disagree	(1)	2	11.11%		
Disagree	(2)	0	0.00%		
Somewhat Disagree	(3)	6	33.33%		
Somewhat Agree	(4)	5	27.78%		
Agree	(5)	2	11.11%		
Strongly Agree	(6)	3	16.67%		
				0 25 50 100	<div> <div></div> <div>3.78</div> </div>
Response Rate				Mean	STD
18/25 (72.00%)				3.78	1.48
					Median
					4.00



Course: 11978.1241: MAT.296.M001.FALL23.Calculus II
Instructor: Bhargavi Parthasarathy *
Response Rate: 18/25 (72.00 %)

5 - The syllabus was an accurate guide to course requirements.

Response Option	Weight	Frequency	Percent	Percent Responses	Means			
Strongly Disagree	(1)	0	0.00%					
Disagree	(2)	0	0.00%					
Somewhat Disagree	(3)	0	0.00%					
Somewhat Agree	(4)	4	22.22%					
Agree	(5)	8	44.44%					
Strongly Agree	(6)	6	33.33%					
				0 25 50 100	Question			
Response Rate				Mean		STD		Median
18/25 (72.00%)				5.11		0.76		5.00

6 - Student participation and the contribution of ideas, comments, and questions were encouraged.

Response Option	Weight	Frequency	Percent	Percent Responses	Means			
Strongly Disagree	(1)	0	0.00%					
Disagree	(2)	1	5.56%					
Somewhat Disagree	(3)	1	5.56%					
Somewhat Agree	(4)	4	22.22%					
Agree	(5)	7	38.89%					
Strongly Agree	(6)	5	27.78%					
				0 25 50 100	Question			
Response Rate				Mean		STD		Median
18/25 (72.00%)				4.78		1.11		5.00

7 - Course assessments (e.g., exams/quizzes, papers, presentations, projects, performances, etc.) allowed me to demonstrate what I learned.

Response Option	Weight	Frequency	Percent	Percent Responses	Means			
Strongly Disagree	(1)	0	0.00%					
Disagree	(2)	1	5.56%					
Somewhat Disagree	(3)	3	16.67%					
Somewhat Agree	(4)	5	27.78%					
Agree	(5)	5	27.78%					
Strongly Agree	(6)	4	22.22%					
				0 25 50 100	Question			
Response Rate				Mean		STD		Median
18/25 (72.00%)				4.44		1.20		4.50

8 - I received helpful feedback from the instructor to guide my progress in this course.

Bhargavi Parthasarathy

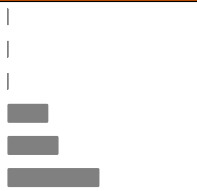
Response Option	Weight	Frequency	Percent	Percent Responses	Means			
Strongly Disagree	(1)	1	5.56%					
Disagree	(2)	1	5.56%					
Somewhat Disagree	(3)	0	0.00%					
Somewhat Agree	(4)	3	16.67%					
Agree	(5)	7	38.89%					
Strongly Agree	(6)	6	33.33%					
				0 25 50 100	Question			
Response Rate				Mean		STD		Median
18/25 (72.00%)				4.78		1.40		5.00




Course: 11978.1241: MAT.296.M001.FALL23.Calculus II
Instructor: Bhargavi Parthasarathy *
Response Rate: 18/25 (72.00 %)

9 - The instructor was available for support outside the course meeting time.

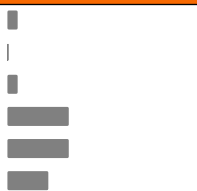
Bhargavi Parthasarathy

Response Option	Weight	Frequency	Percent	Percent Responses	Means			
Strongly Disagree	(1)	0	0.00%			5.28		
Disagree	(2)	0	0.00%					
Somewhat Disagree	(3)	0	0.00%					
Somewhat Agree	(4)	4	22.22%	■				
Agree	(5)	5	27.78%	■				
Strongly Agree	(6)	9	50.00%	■				
				0 25 50 100	Question			
Response Rate				Mean		STD		Median
18/25 (72.00%)				5.28		0.83		5.50

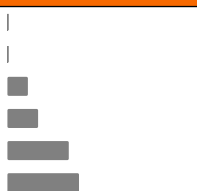
10 - Course content was presented clearly.

Response Option	Weight	Frequency	Percent	Percent Responses	Means			
Strongly Disagree	(1)	1	5.56%	■		4.28		
Disagree	(2)	0	0.00%					
Somewhat Disagree	(3)	3	16.67%	■				
Somewhat Agree	(4)	5	27.78%	■				
Agree	(5)	7	38.89%	■				
Strongly Agree	(6)	2	11.11%	■				
				0 25 50 100	Question			
Response Rate				Mean		STD		Median
18/25 (72.00%)				4.28		1.23		4.50

11 - Summary and emphasis of important points in class was effective.

Response Option	Weight	Frequency	Percent	Percent Responses	Means			
Strongly Disagree	(1)	1	5.56%	■		4.56		
Disagree	(2)	0	0.00%					
Somewhat Disagree	(3)	1	5.56%	■				
Somewhat Agree	(4)	6	33.33%	■				
Agree	(5)	6	33.33%	■				
Strongly Agree	(6)	4	22.22%	■				
				0 25 50 100	Question			
Response Rate				Mean		STD		Median
18/25 (72.00%)				4.56		1.25		5.00

12 - Class time was effectively utilized.

Response Option	Weight	Frequency	Percent	Percent Responses	Means			
Strongly Disagree	(1)	0	0.00%			5.00		
Disagree	(2)	0	0.00%					
Somewhat Disagree	(3)	2	11.11%	■				
Somewhat Agree	(4)	3	16.67%	■				
Agree	(5)	6	33.33%	■				
Strongly Agree	(6)	7	38.89%	■				
				0 25 50 100	Question			
Response Rate				Mean		STD		Median
18/25 (72.00%)				5.00		1.03		5.00



Course: 11978.1241: MAT.296.M001.FALL23.Calculus II
Instructor: Bhargavi Parthasarathy *
Response Rate: 18/25 (72.00 %)

13 - Lectures kept me engaged in course topics.

Response Option	Weight	Frequency	Percent	Percent Responses	Means			
Strongly Disagree	(1)	1	5.56%					
Disagree	(2)	1	5.56%					
Somewhat Disagree	(3)	2	11.11%					
Somewhat Agree	(4)	7	38.89%					
Agree	(5)	5	27.78%					
Strongly Agree	(6)	2	11.11%					
				0 25 50 100	Question			
Response Rate				Mean	STD	Median		
18/25 (72.00%)				4.11	1.28	4.00		

14 - Overall, how would you rate the effectiveness of this instructor's teaching?

Bhargavi Parthasarathy

Response Option	Weight	Frequency	Percent	Percent Responses	Means			
Poor	(1)	1	5.56%					
Adequate	(2)	5	27.78%					
Good	(3)	3	16.67%					
Very Good	(4)	8	44.44%					
Excellent	(5)	1	5.56%					
				0 25 50 100	Question			
Response Rate				Mean	STD	Median		
18/25 (72.00%)				3.17	1.10	3.50		

15 - Please leave any additional comments.

Response Rate 5/25 (20%)

- n/a
- When it comes to series or trig, identities we have to know, I think it will be helpful doing problems like these in class with a list of these identities/ basic list of series tests on the right side of the whiteboard. In case any of us had forgotten these essential pieces, they will be at your disposal to reference, and will help students be even more engaged.
- don't feel that i learned as much from this professor as outside sources (such as CLASS, individual tutoring, etc.)
- I think it would be helpful to give step by step written out instructions on how to tackle problems. I usually write them myself but I think other students would benefit from it as well
- I dont think she should take calc 2 again, the way she gives notes are ineffective, she just writes stuff on the board and does not do well elaborating or explaining the reasoning behind it. I am doing very poorly in this class along with a good percentage of my classmates, compared to other students taking calc 2 with a different teacher.