



Course: 10859.1251: MAT.295.M005.FALL24.Calculus I
Instructor: Bhargavi Parthasarathy *
Response Rate: 5/15 (33.33 %)

1 - My key reasons for taking this course were: (Select all that apply.)

Response Option	Weight	Frequency	Percent	Percent Responses	
Interested in the subject	(1)	0	0.00%		
Required for major, minor, or program	(2)	3	60.00%	<div></div>	
Fulfilled Liberal Arts requirement/distribution (undergraduate only)	(3)	1	20.00%	<div></div>	
Reputation of instructor	(4)	0	0.00%		
Fit into my schedule	(5)	1	20.00%	<div></div>	
Advisor recommended course	(6)	0	0.00%		
Friend(s) recommended course	(7)	0	0.00%		
Other	(8)	0	0.00%		
Response Rate		5/15 (33.33%)			



2 - If you selected 'other' as a key reason, please comment.

Response Rate	0/15 (0%)
----------------------	-----------



3 - For this course, on average, I spent the following time, outside of synchronous or in-person class sessions, on course work:

Response Option	Weight	Frequency	Percent	Percent Responses	Means						
0 hours per week	(1)	0	0.00%	<div><div></div><div></div><div></div><div></div><div></div><div></div></div> <div>02550100</div>	<div><div></div><div></div><div></div><div></div><div></div><div></div></div> <div>3.20</div>						
1-3 hours per week	(2)	0	0.00%								
4-6 hours per week	(3)	4	80.00%								
7-10 hours per week	(4)	1	20.00%								
11-15 hours per week	(5)	0	0.00%								
More than 15 hours per week	(6)	0	0.00%								
				0	25	50	100	Question			
Response Rate				Mean		STD		Median			
5/15 (33.33%)				3.20		0.45		3.00			

4 - I feel that I performed to my potential in this course.

Response Option	Weight	Frequency	Percent	Percent Responses	Means						
Strongly Disagree	(1)	0	0.00%								
Disagree	(2)	1	20.00%								
Somewhat Disagree	(3)	1	20.00%								
Somewhat Agree	(4)	1	20.00%								
Agree	(5)	1	20.00%								
Strongly Agree	(6)	1	20.00%								
				0	25	50	100	Question			
Response Rate				Mean		STD		Median			
5/15 (33.33%)				4.00		1.58		4.00			

5 - The syllabus was an accurate guide to course requirements.

Response Option	Weight	Frequency	Percent	Percent Responses	Means				
Strongly Disagree	(1)	0	0.00%						
Disagree	(2)	0	0.00%						
Somewhat Disagree	(3)	0	0.00%						
Somewhat Agree	(4)	0	0.00%						
Agree	(5)	3	60.00%						
Strongly Agree	(6)	2	40.00%						
				02550100	Question				
Response Rate				Mean		STD		Median	
5/15 (33.33%)				5.40		0.55		5.00	



Course: 10859.1251: MAT.295.M005.FALL24.Calculus I
Instructor: Bhargavi Parthasarathy *
Response Rate: 5/15 (33.33 %)

6 - Student participation and the contribution of ideas, comments, and questions were encouraged.

Response Option	Weight	Frequency	Percent	Percent Responses	Means			
Strongly Disagree	(1)	0	0.00%					
Disagree	(2)	0	0.00%					
Somewhat Disagree	(3)	0	0.00%					
Somewhat Agree	(4)	1	20.00%					
Agree	(5)	2	40.00%					
Strongly Agree	(6)	2	40.00%					
				0 25 50 100	Question			
Response Rate				Mean		STD		Median
5/15 (33.33%)				5.20		0.84		5.00

7 - I felt a sense of belonging and community in the class.

Response Option	Weight	Frequency	Percent	Percent Responses	Means			
Strongly Disagree	(1)	0	0.00%					
Disagree	(2)	0	0.00%					
Somewhat Disagree	(3)	1	20.00%					
Somewhat Agree	(4)	2	40.00%					
Agree	(5)	1	20.00%					
Strongly Agree	(6)	1	20.00%					
				0 25 50 100	Question			
Response Rate				Mean		STD		Median
5/15 (33.33%)				4.40		1.14		4.00

8 - Course assessments (e.g., exams/quizzes, papers, presentations, projects, performances, etc.) allowed me to demonstrate what I learned.

Response Option	Weight	Frequency	Percent	Percent Responses	Means			
Strongly Disagree	(1)	0	0.00%					
Disagree	(2)	0	0.00%					
Somewhat Disagree	(3)	1	20.00%					
Somewhat Agree	(4)	2	40.00%					
Agree	(5)	0	0.00%					
Strongly Agree	(6)	2	40.00%					
				0 25 50 100	Question			
Response Rate				Mean		STD		Median
5/15 (33.33%)				4.60		1.34		4.00

9 - I received helpful feedback from the instructor to guide my progress in this course.

Bhargavi Parthasarathy

Response Option	Weight	Frequency	Percent	Percent Responses	Means			
Strongly Disagree	(1)	0	0.00%					
Disagree	(2)	0	0.00%					
Somewhat Disagree	(3)	0	0.00%					
Somewhat Agree	(4)	3	60.00%					
Agree	(5)	0	0.00%					
Strongly Agree	(6)	2	40.00%					
				0 25 50 100	Question			
Response Rate				Mean		STD		Median
5/15 (33.33%)				4.80		1.10		4.00



Course: 10859.1251: MAT.295.M005.FALL24.Calculus I
Instructor: Bhargavi Parthasarathy *
Response Rate: 5/15 (33.33 %)

10 - The instructor was available for support outside the course meeting time.

Bhargavi Parthasarathy

Response Option	Weight	Frequency	Percent	Percent Responses	Means			
Strongly Disagree	(1)	0	0.00%					
Disagree	(2)	0	0.00%					
Somewhat Disagree	(3)	0	0.00%					
Somewhat Agree	(4)	0	0.00%					
Agree	(5)	3	60.00%	■				
Strongly Agree	(6)	2	40.00%	■				
				0 25 50 100	Question			
Response Rate				Mean		STD		Median
5/15 (33.33%)				5.40		0.55		5.00

11 - Course content was presented clearly.

Response Option	Weight	Frequency	Percent	Percent Responses	Means			
Strongly Disagree	(1)	0	0.00%					
Disagree	(2)	1	20.00%	■				
Somewhat Disagree	(3)	0	0.00%					
Somewhat Agree	(4)	1	20.00%	■				
Agree	(5)	2	40.00%	■				
Strongly Agree	(6)	1	20.00%	■				
				0 25 50 100	Question			
Response Rate				Mean		STD		Median
5/15 (33.33%)				4.40		1.52		5.00

12 - Summary and emphasis of important points in class was effective.

Response Option	Weight	Frequency	Percent	Percent Responses	Means			
Strongly Disagree	(1)	0	0.00%					
Disagree	(2)	1	20.00%	■				
Somewhat Disagree	(3)	1	20.00%	■				
Somewhat Agree	(4)	0	0.00%					
Agree	(5)	2	40.00%	■				
Strongly Agree	(6)	1	20.00%	■				
				0 25 50 100	Question			
Response Rate				Mean		STD		Median
5/15 (33.33%)				4.20		1.64		5.00

13 - Class time was effectively utilized.

Response Option	Weight	Frequency	Percent	Percent Responses	Means			
Strongly Disagree	(1)	0	0.00%					
Disagree	(2)	0	0.00%					
Somewhat Disagree	(3)	1	20.00%	■				
Somewhat Agree	(4)	0	0.00%					
Agree	(5)	2	40.00%	■				
Strongly Agree	(6)	2	40.00%	■				
				0 25 50 100	Question			
Response Rate				Mean		STD		Median
5/15 (33.33%)				5.00		1.22		5.00



Course: 10859.1251: MAT.295.M005.FALL24.Calculus I
Instructor: Bhargavi Parthasarathy *
Response Rate: 5/15 (33.33 %)

14 - Lectures kept me engaged in course topics.

Response Option	Weight	Frequency	Percent	Percent Responses	Means			
Strongly Disagree	(1)	0	0.00%		5.20			
Disagree	(2)	0	0.00%					
Somewhat Disagree	(3)	0	0.00%					
Somewhat Agree	(4)	1	20.00%					
Agree	(5)	2	40.00%					
Strongly Agree	(6)	2	40.00%					
				0 25 50 100	Question			
Response Rate				Mean		STD		Median
5/15 (33.33%)				5.20		0.84		5.00

15 - Overall, how would you rate the effectiveness of this instructor's teaching?

Bhargavi Parthasarathy

Response Option	Weight	Frequency	Percent	Percent Responses	Means			
Poor	(1)	0	0.00%		3.40			
Adequate	(2)	2	40.00%					
Good	(3)	1	20.00%					
Very Good	(4)	0	0.00%					
Excellent	(5)	2	40.00%					
				0 25 50 100	Question			
Response Rate				Mean		STD		Median
5/15 (33.33%)				3.40		1.52		3.00

16 - Please leave any additional comments.

Response Rate	2/15 (13.33%)
<ul style="list-style-type: none">Bhargavi is an excellent professor who really does the best to ensure every student understands the material.We don't have practice exam which I know others have who is also taking Mat295. The instructor does not update the in-class worksheet online, even we have the paper but still it should be upload on the blackboard.	