



Course: 41771.1212: MAT.285.M006.SPRING21.Life Sciences Calculus I
Instructor: Bhargavi Parthasarathy *
Response Rate: 7/16 (43.75 %)

1 - My key reasons for taking this course were: (Select all that apply.)

Response Option	Weight	Frequency	Percent	Percent Responses	
Interested in the subject	(1)	1	14.29%	<div></div>	
Required for major, minor, or program	(2)	4	57.14%	<div></div>	
Fulfilled Liberal Arts requirement/distribution (undergraduate only)	(3)	4	57.14%	<div></div>	
Reputation of instructor	(4)	0	0.00%		
Fit into my schedule	(5)	2	28.57%	<div></div>	
Advisor recommended course	(6)	0	0.00%		
Friend(s) recommended course	(7)	0	0.00%		
Other	(8)	1	14.29%	<div></div>	
Response Rate		7/16 (43.75%)			

2 - If you selected 'other' as a key reason, please comment.

Response Rate	1/16 (6.25%)
• Taken to get into Whitman major.	

3 - For this course, on average, I spent the following time, outside of synchronous or in-person class sessions, on course work:

Response Option	Weight	Frequency	Percent	Percent Responses	Means			
0 hours per week	(1)	0	0.00%	<div><div></div></div>	<div><div>3.00</div></div>			
1-3 hours per week	(2)	4	57.14%					
4-6 hours per week	(3)	1	14.29%					
7-10 hours per week	(4)	1	14.29%					
11-15 hours per week	(5)	0	0.00%					
More than 15 hours per week	(6)	1	14.29%					
				02550100	Question			
Response Rate				Mean		STD		Median
7/16 (43.75%)				3.00		1.53		2.00

4 - I feel that I performed to my potential in this course.

Response Option	Weight	Frequency	Percent	Percent Responses	Means				
Strongly Disagree	(1)	0	0.00%	<div><div></div><div></div><div></div><div></div><div></div><div></div></div>	<div><div>4.86</div></div>				
Disagree	(2)	0	0.00%						
Somewhat Disagree	(3)	1	14.29%						
Somewhat Agree	(4)	1	14.29%						
Agree	(5)	3	42.86%						
Strongly Agree	(6)	2	28.57%						
				02550100	Question				
Response Rate				Mean		STD		Median	
7/16 (43.75%)				4.86		1.07		5.00	



Course: 41771.1212: MAT.285.M006.SPRING21.Life Sciences Calculus I
Instructor: Bhargavi Parthasarathy *
Response Rate: 7/16 (43.75 %)

5 - The syllabus was an accurate guide to course requirements.

Response Option	Weight	Frequency	Percent	Percent Responses	Means			
Strongly Disagree	(1)	0	0.00%					
Disagree	(2)	0	0.00%					
Somewhat Disagree	(3)	0	0.00%					
Somewhat Agree	(4)	2	28.57%					
Agree	(5)	3	42.86%					
Strongly Agree	(6)	2	28.57%					
				0 25 50 100	Question			
Response Rate				Mean		STD		Median
7/16 (43.75%)				5.00		0.82		5.00

6 - Student participation and the contribution of ideas, comments, and questions were encouraged.

Response Option	Weight	Frequency	Percent	Percent Responses	Means			
Strongly Disagree	(1)	0	0.00%					
Disagree	(2)	0	0.00%					
Somewhat Disagree	(3)	1	14.29%					
Somewhat Agree	(4)	1	14.29%					
Agree	(5)	3	42.86%					
Strongly Agree	(6)	2	28.57%					
				0 25 50 100	Question			
Response Rate				Mean		STD		Median
7/16 (43.75%)				4.86		1.07		5.00

7 - Course assessments (e.g., exams/quizzes, papers, presentations, projects, performances, etc.) allowed me to demonstrate what I learned.

Response Option	Weight	Frequency	Percent	Percent Responses	Means			
Strongly Disagree	(1)	0	0.00%					
Disagree	(2)	0	0.00%					
Somewhat Disagree	(3)	1	14.29%					
Somewhat Agree	(4)	1	14.29%					
Agree	(5)	3	42.86%					
Strongly Agree	(6)	2	28.57%					
				0 25 50 100	Question			
Response Rate				Mean		STD		Median
7/16 (43.75%)				4.86		1.07		5.00

8 - I received helpful feedback from the instructor to guide my progress in this course.

Bhargavi Parthasarathy


Response Option	Weight	Frequency	Percent	Percent Responses	Means			
Strongly Disagree	(1)	0	0.00%					
Disagree	(2)	1	14.29%					
Somewhat Disagree	(3)	1	14.29%					
Somewhat Agree	(4)	0	0.00%					
Agree	(5)	3	42.86%					
Strongly Agree	(6)	2	28.57%					
				0 25 50 100	Question			
Response Rate				Mean		STD		Median
7/16 (43.75%)				4.57		1.51		5.00




Course: 41771.1212: MAT.285.M006.SPRING21.Life Sciences Calculus I
Instructor: Bhargavi Parthasarathy *
Response Rate: 7/16 (43.75 %)

9 - The instructor was available for support outside the course meeting time.


Bhargavi Parthasarathy

Response Option	Weight	Frequency	Percent	Percent Responses	Means			
Strongly Disagree	(1)	0	0.00%					
Disagree	(2)	0	0.00%					
Somewhat Disagree	(3)	0	0.00%					
Somewhat Agree	(4)	0	0.00%					
Agree	(5)	3	42.86%	■				
Strongly Agree	(6)	4	57.14%	■				
				0 25 50 100	Question			
Response Rate				Mean		STD		Median
7/16 (43.75%)				5.57		0.53		6.00


10 - Course content was presented clearly.

Response Option	Weight	Frequency	Percent	Percent Responses	Means			
Strongly Disagree	(1)	0	0.00%					
Disagree	(2)	0	0.00%					
Somewhat Disagree	(3)	0	0.00%					
Somewhat Agree	(4)	3	42.86%	■				
Agree	(5)	2	28.57%	■				
Strongly Agree	(6)	2	28.57%	■				
				0 25 50 100	Question			
Response Rate				Mean		STD		Median
7/16 (43.75%)				4.86		0.90		5.00

11 - Summary and emphasis of important points in class was effective.

Response Option	Weight	Frequency	Percent	Percent Responses	Means			
Strongly Disagree	(1)	0	0.00%					
Disagree	(2)	1	14.29%	■				
Somewhat Disagree	(3)	0	0.00%					
Somewhat Agree	(4)	2	28.57%	■				
Agree	(5)	2	28.57%	■				
Strongly Agree	(6)	2	28.57%	■				
				0 25 50 100	Question			
Response Rate				Mean		STD		Median
7/16 (43.75%)				4.57		1.40		5.00

12 - Class time was effectively utilized.

Response Option	Weight	Frequency	Percent	Percent Responses	Means			
Strongly Disagree	(1)	0	0.00%					
Disagree	(2)	0	0.00%					
Somewhat Disagree	(3)	0	0.00%					
Somewhat Agree	(4)	0	0.00%					
Agree	(5)	4	57.14%	■				
Strongly Agree	(6)	3	42.86%	■				
				0 25 50 100	Question			
Response Rate				Mean		STD		Median
7/16 (43.75%)				5.43		0.53		5.00



Course: 41771.1212: MAT.285.M006.SPRING21.Life Sciences Calculus I
Instructor: Bhargavi Parthasarathy *
Response Rate: 7/16 (43.75 %)

13 - Lectures kept me engaged in course topics.

Response Option	Weight	Frequency	Percent	Percent Responses	Means			
Strongly Disagree	(1)	0	0.00%					
Disagree	(2)	0	0.00%					
Somewhat Disagree	(3)	2	28.57%					
Somewhat Agree	(4)	0	0.00%					
Agree	(5)	3	42.86%					
Strongly Agree	(6)	2	28.57%					
				0 25 50 100	Question			
Response Rate				Mean	STD	Median		
7/16 (43.75%)				4.71	1.25	5.00		

14 - Please leave any additional comments.

Response Rate	3/16 (18.75%)
<ul style="list-style-type: none"> I found the homeworks to be really helpful and helped me better understand the material we learned in class. I also really appreciated the ability to do test corrections so that we could try and boost our tests grades. Though lectures moved too fast for me, having the notes available online as well as the class videos was very helpful. I think the reason why I passed this class is because of the very organized, well written notes that were uploaded to blackboard. I wish we could have more days for review prior to tests or quizzes so we can go over Webwork problems that we didn't understand. Lastly, at the beginning of the year I felt as though I didn't have enough time at all to finish and upload tests and quizzes online. However the last few quizzes that we've had to upload to blackboard have been good for timing. Could use more one on one actual help rather than lecturing us on how to do it 	