



Course: 45166.1252: MAT.284.U001.SPRING25.Business Calculus
TA: Bhargavi Parthasarathy *
Response Rate: 2/12 (16.67 %)

1 - The TA was available for support outside the course meeting time.

Response Option	Weight	Frequency	Percent	Percent Responses	Means			
Strongly Disagree	(1)	0	0.00%	 	6.00			
Disagree	(2)	0	0.00%					
Somewhat Disagree	(3)	0	0.00%					
Somewhat Agree	(4)	0	0.00%					
Agree	(5)	0	0.00%					
Strongly Agree	(6)	2	100.00%	■				
				0 25 50 100	Question			
Response Rate				Mean		STD		Median
2/12 (16.67%)				6.00		0.00		6.00

2 - Course content was presented clearly.

Response Option	Weight	Frequency	Percent	Percent Responses	Means			
Strongly Disagree	(1)	0	0.00%	 	5.50			
Disagree	(2)	0	0.00%					
Somewhat Disagree	(3)	0	0.00%					
Somewhat Agree	(4)	0	0.00%					
Agree	(5)	1	50.00%	■				
Strongly Agree	(6)	1	50.00%	■				
				0 25 50 100	Question			
Response Rate				Mean		STD		Median
2/12 (16.67%)				5.50		0.71		5.50

3 - Summary and emphasis of important points in class was effective.

Response Option	Weight	Frequency	Percent	Percent Responses	Means			
Strongly Disagree	(1)	0	0.00%	 	5.00			
Disagree	(2)	0	0.00%					
Somewhat Disagree	(3)	0	0.00%					
Somewhat Agree	(4)	0	0.00%					
Agree	(5)	2	100.00%	■				
Strongly Agree	(6)	0	0.00%					
				0 25 50 100	Question			
Response Rate				Mean		STD		Median
2/12 (16.67%)				5.00		0.00		5.00



4 - Class time was effectively utilized.

Response Option	Weight	Frequency	Percent	Percent Responses	Means			
Strongly Disagree	(1)	0	0.00%	 	6.00			
Disagree	(2)	0	0.00%					
Somewhat Disagree	(3)	0	0.00%					
Somewhat Agree	(4)	0	0.00%					
Agree	(5)	0	0.00%					
Strongly Agree	(6)	2	100.00%	■				
				0 25 50 100	Question			
Response Rate				Mean		STD		Median
2/12 (16.67%)				6.00		0.00		6.00

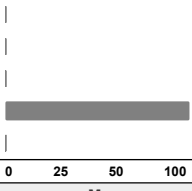



Course: 45166.1252: MAT.284.U001.SPRING25.Business Calculus
TA: Bhargavi Parthasarathy *
Response Rate: 2/12 (16.67 %)

5 - Lectures kept me engaged in course topics.

Response Option	Weight	Frequency	Percent	Percent Responses	Means			
Strongly Disagree	(1)	0	0.00%					
Disagree	(2)	0	0.00%					
Somewhat Disagree	(3)	0	0.00%					
Somewhat Agree	(4)	1	50.00%					
Agree	(5)	1	50.00%					
Strongly Agree	(6)	0	0.00%					
				0 25 50 100	Question			
Response Rate				Mean		STD		Median
2/12 (16.67%)				4.50		0.71		4.50

6 - Overall, how would you rate the effectiveness of this TA's teaching?

Response Option	Weight	Frequency	Percent	Percent Responses	Means			
Poor	(1)	0	0.00%					
Adequate	(2)	0	0.00%					
Good	(3)	0	0.00%					
Very Good	(4)	2	100.00%					
Excellent	(5)	0	0.00%					
				0 25 50 100	Question			
Response Rate				Mean		STD		Median
2/12 (16.67%)				4.00		0.00		4.00

7 - Please leave any additional comments.

Response Rate		1/12 (8.33%)
<ul style="list-style-type: none">It's hard to teach a 2 hour calculus class and keep energy/student attention the whole time but she did a good job of navigating and working with what she was presented with. I do appreciate Bhargavi for her teaching and willingness to accept question during class as well. Good teacher overall, would've been a better class if it wasn't 2 hours long but she did a good job working with that awful time frame.		