



**Course:** 31455.1232: MAT.284.U001.SPRING23.Business Calculus  
**Instructor:** Bhargavi Parthasarathy \*  
**Response Rate:** 6/11 (54.55 %)

**1 - My key reasons for taking this course were: (Select all that apply.)**

Response Option	Weight	Frequency	Percent	Percent Responses	
Interested in the subject	(1)	0	0.00%		
Required for major, minor, or program	(2)	6	100.00%	<div></div>	
Fulfilled Liberal Arts requirement/distribution (undergraduate only)	(3)	0	0.00%		
Reputation of instructor	(4)	0	0.00%		
Fit into my schedule	(5)	1	16.67%	<div></div>	
Advisor recommended course	(6)	0	0.00%		
Friend(s) recommended course	(7)	0	0.00%		
Other	(8)	1	16.67%	<div></div>	
<b>Response Rate</b>		6/11 (54.55%)			

**2 - If you selected 'other' as a key reason, please comment.**

<b>Response Rate</b>	1/11 (9.09%)
• Get Good GPA	

**3 - For this course, on average, I spent the following time, outside of synchronous or in-person class sessions, on course work:**

Response Option	Weight	Frequency	Percent	Percent Responses	Means			
0 hours per week	(1)	1	16.67%	<div></div>	<div>2.17</div>			
1-3 hours per week	(2)	3	50.00%	<div></div>				
4-6 hours per week	(3)	2	33.33%	<div></div>				
7-10 hours per week	(4)	0	0.00%					
11-15 hours per week	(5)	0	0.00%					
More than 15 hours per week	(6)	0	0.00%					
				0 25 50 100	Question			
<b>Response Rate</b>				<b>Mean</b>	<b>STD</b>	<b>Median</b>		
6/11 (54.55%)				2.17	0.75	2.00		

**4 - I feel that I performed to my potential in this course.**

Response Option	Weight	Frequency	Percent	Percent Responses	Means			
Strongly Disagree	(1)	0	0.00%		<div>5.33</div>			
Disagree	(2)	0	0.00%					
Somewhat Disagree	(3)	0	0.00%					
Somewhat Agree	(4)	1	16.67%	<div></div>				
Agree	(5)	2	33.33%	<div></div>				
Strongly Agree	(6)	3	50.00%	<div></div>				
				0 25 50 100	Question			
<b>Response Rate</b>				<b>Mean</b>	<b>STD</b>	<b>Median</b>		
6/11 (54.55%)				5.33	0.82	5.50		



**Course:** 31455.1232: MAT.284.U001.SPRING23.Business Calculus  
**Instructor:** Bhargavi Parthasarathy \*  
**Response Rate:** 6/11 (54.55 %)



**5 - The syllabus was an accurate guide to course requirements.**

Response Option	Weight	Frequency	Percent	Percent Responses	Means			
Strongly Disagree	(1)	0	0.00%					
Disagree	(2)	0	0.00%					
Somewhat Disagree	(3)	0	0.00%					
Somewhat Agree	(4)	1	16.67%					
Agree	(5)	3	50.00%					
Strongly Agree	(6)	2	33.33%					
				02550100	Question			
Response Rate				Mean		STD		Median
6/11 (54.55%)				5.17		0.75		5.00

**6 - Student participation and the contribution of ideas, comments, and questions were encouraged.**



Response Option	Weight	Frequency	Percent	Percent Responses	Means			
Strongly Disagree	(1)	0	0.00%					
Disagree	(2)	0	0.00%					
Somewhat Disagree	(3)	0	0.00%					
Somewhat Agree	(4)	0	0.00%					
Agree	(5)	1	16.67%					
Strongly Agree	(6)	5	83.33%					
				02550100	Question			
Response Rate				Mean		STD		Median
6/11 (54.55%)				5.83		0.41		6.00

**7 - Course assessments (e.g., exams/quizzes, papers, presentations, projects, performances, etc.) allowed me to demonstrate what I learned.**

Response Option	Weight	Frequency	Percent	Percent Responses	Means			
Strongly Disagree	(1)	0	0.00%					
Disagree	(2)	0	0.00%					
Somewhat Disagree	(3)	0	0.00%					
Somewhat Agree	(4)	1	16.67%					
Agree	(5)	1	16.67%					
Strongly Agree	(6)	4	66.67%					
				02550100	Question			
Response Rate				Mean		STD		Median
6/11 (54.55%)				5.50		0.84		6.00

**8 - I received helpful feedback from the instructor to guide my progress in this course.**

Bhargavi Parthasarathy

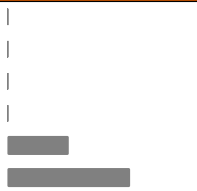
Response Option	Weight	Frequency	Percent	Percent Responses	Means				
Strongly Disagree	(1)	0	0.00%						
Disagree	(2)	0	0.00%						
Somewhat Disagree	(3)	0	0.00%						
Somewhat Agree	(4)	0	0.00%						
Agree	(5)	2	33.33%						
Strongly Agree	(6)	4	66.67%						
				02550100	Question				
Response Rate				Mean		STD		Median	
6/11 (54.55%)				5.67		0.52		6.00	



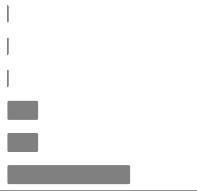
**Course:** 31455.1232: MAT.284.U001.SPRING23.Business Calculus  
**Instructor:** Bhargavi Parthasarathy \*  
**Response Rate:** 6/11 (54.55 %)

**9 - The instructor was available for support outside the course meeting time.**

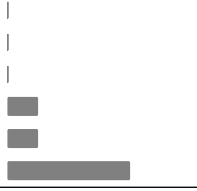
**Bhargavi Parthasarathy**

Response Option	Weight	Frequency	Percent	Percent Responses	Means			
Strongly Disagree	(1)	0	0.00%			5.67		
Disagree	(2)	0	0.00%					
Somewhat Disagree	(3)	0	0.00%					
Somewhat Agree	(4)	0	0.00%					
Agree	(5)	2	33.33%	■				
Strongly Agree	(6)	4	66.67%	■				
				0 25 50 100	Question			
<b>Response Rate</b>				<b>Mean</b>		<b>STD</b>		<b>Median</b>
6/11 (54.55%)				5.67		0.52		6.00

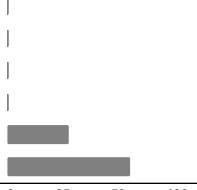
**10 - Course content was presented clearly.**

Response Option	Weight	Frequency	Percent	Percent Responses	Means			
Strongly Disagree	(1)	0	0.00%			5.50		
Disagree	(2)	0	0.00%					
Somewhat Disagree	(3)	0	0.00%					
Somewhat Agree	(4)	1	16.67%	■				
Agree	(5)	1	16.67%	■				
Strongly Agree	(6)	4	66.67%	■				
				0 25 50 100	Question			
<b>Response Rate</b>				<b>Mean</b>		<b>STD</b>		<b>Median</b>
6/11 (54.55%)				5.50		0.84		6.00

**11 - Summary and emphasis of important points in class was effective.**

Response Option	Weight	Frequency	Percent	Percent Responses	Means			
Strongly Disagree	(1)	0	0.00%			5.50		
Disagree	(2)	0	0.00%					
Somewhat Disagree	(3)	0	0.00%					
Somewhat Agree	(4)	1	16.67%	■				
Agree	(5)	1	16.67%	■				
Strongly Agree	(6)	4	66.67%	■				
				0 25 50 100	Question			
<b>Response Rate</b>				<b>Mean</b>		<b>STD</b>		<b>Median</b>
6/11 (54.55%)				5.50		0.84		6.00

**12 - Class time was effectively utilized.**

Response Option	Weight	Frequency	Percent	Percent Responses	Means			
Strongly Disagree	(1)	0	0.00%			5.67		
Disagree	(2)	0	0.00%					
Somewhat Disagree	(3)	0	0.00%					
Somewhat Agree	(4)	0	0.00%					
Agree	(5)	2	33.33%	■				
Strongly Agree	(6)	4	66.67%	■				
				0 25 50 100	Question			
<b>Response Rate</b>				<b>Mean</b>		<b>STD</b>		<b>Median</b>
6/11 (54.55%)				5.67		0.52		6.00



**Course:** 31455.1232: MAT.284.U001.SPRING23.Business Calculus  
**Instructor:** Bhargavi Parthasarathy \*  
**Response Rate:** 6/11 (54.55 %)

**13 - Lectures kept me engaged in course topics.**

Response Option	Weight	Frequency	Percent	Percent Responses	Means			
Strongly Disagree	(1)	0	0.00%					
Disagree	(2)	0	0.00%					
Somewhat Disagree	(3)	1	16.67%					
Somewhat Agree	(4)	0	0.00%					
Agree	(5)	1	16.67%					
Strongly Agree	(6)	4	66.67%					
				0 25 50 100	Question			
<b>Response Rate</b>				<b>Mean</b>	<b>STD</b>	<b>Median</b>		
6/11 (54.55%)				5.33	1.21	6.00		

**14 - Overall, how would you rate the effectiveness of this instructor's teaching?**

**Bhargavi Parthasarathy**

Response Option	Weight	Frequency	Percent	Percent Responses	Means			
Poor	(1)	0	0.00%					
Adequate	(2)	0	0.00%					
Good	(3)	0	0.00%					
Very Good	(4)	2	33.33%					
Excellent	(5)	4	66.67%					
				0 25 50 100	Question			
<b>Response Rate</b>				<b>Mean</b>	<b>STD</b>	<b>Median</b>		
6/11 (54.55%)				4.67	0.52	5.00		

**15 - Please leave any additional comments.**

**Response Rate** 5/11 (45.45%)

- Really Great Teaching! Sometimes just slow down because a lot of peers were visibly stressed trying to write down the notes before going to the next subject.
- I really liked class this semester and think you are a great teacher. I know the class time is not your fault, but I think a break might've been useful as it was a long time to just be straight taking notes.
- I would just say slow down a little because it's hard to keep up and understand what is happening sometimes.
- I took calc in high school and I didn't really like it. This semester I really enjoyed it, and it's all because of my teacher, Bhargavi Parthasarathy. Definitely my favorite class this semester. She is an amazing teacher and made everything really easy to learn.
- I really enjoyed this class, it was challenging, in a good way. The professor made sure to make herself available and was very willing to accommodate to me which I appreciated so much. Quizzes sometimes were challenging where there were questions that were very hard, so maybe make those a little easier. But overall, a great experience!